



home automation

MITHOT^{PLUS}

Touch Screen multifunction video terminal

bpt



Merging Home Automation with Video Entry System and Security.

Mitho is the innovative colour touch screen multipurpose terminal, designed for the management and control of electric home automation, security and the video entry system. It offers a new user-system interface concept, focusing on simplicity and easy access to the various functions available. The new terminal has lots of new features, including the LCD touch screen display in 4.3" wide screen 16:9 format. The large display offers full screen navigation of the various menus that enhance user interaction with the system. Menu navigation is simple and intuitive, based on colour codes that facilitate the association of the functions with the colours. Mitho is a terminal characterised by an original stylistic feature, highlighting the single video component in a geometrically perfect way.

ALL-IN-ONE

System
management
and control

MITHOT^{PLUS}

Touch Screen Multifunction Video Terminal

MITHO+^{PLUS}

Everything is under control.

Mitho controls the temperature.

You can manage various heating zones, assigning different temperatures to each of them. There is also a series of set programmes. Choosing between 5 different temperature levels makes it possible to meet all your heating needs at the programmed times and days.



Mitho activates the irrigation system.

You can create a system, without having to purchase expensive irrigation equipment, and customise watering times and cycles for every single zone.



Mitho means that you can be at home even when you are out.

With the GSM communicator, you can use text messages to remotely control some of the home automation and burglar alarm system functions, and receive status and alarm alerts.

You can use your mobile to activate scenarios, regulate the heating system, activate the burglar alarm system or receive information on the system operating status (technical alarm alerts, mains status alerts, etc.) or alarms (intrusion alerts, mains alert, etc.).



Mitho opens and closes.

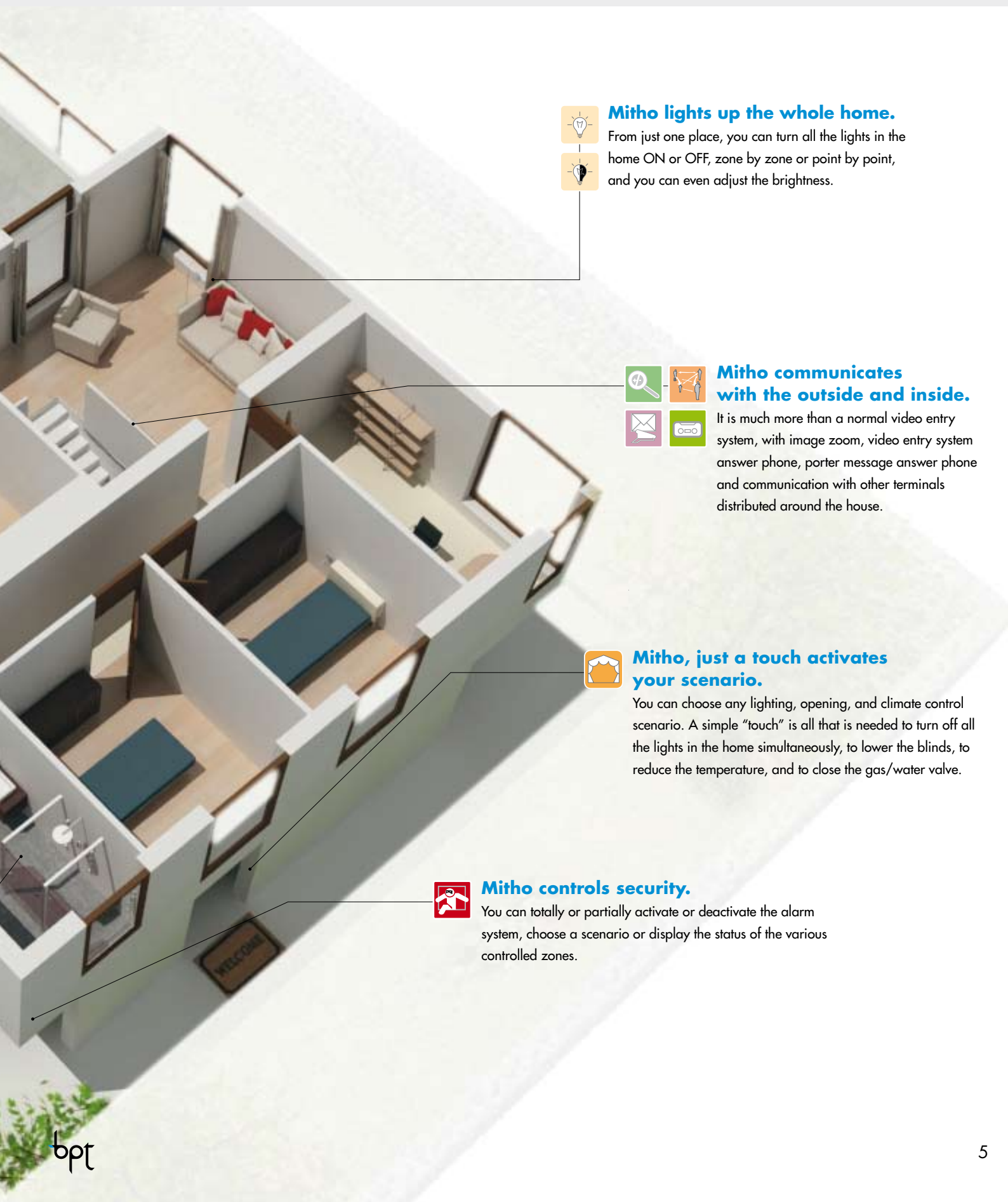
You can control, from just one place, curtains, blinds, shutters, skylights or any other movement application. With the timer function, you can create lighting and ventilation scenarios in the rooms. You can stop the elements in a certain position, and to prevent overloads in the electrical system, you can sequentially programme the activation times.



Mitho saves energy.

As regards energy consumption, you can select the weekly consumption profile so as to enable energy savings to suit your needs on the basis of the priorities you have set.





Mitho lights up the whole home.

From just one place, you can turn all the lights in the home ON or OFF, zone by zone or point by point, and you can even adjust the brightness.



Mitho communicates with the outside and inside.



It is much more than a normal video entry system, with image zoom, video entry system answer phone, porter message answer phone and communication with other terminals distributed around the house.



Mitho, just a touch activates your scenario.

You can choose any lighting, opening, and climate control scenario. A simple "touch" is all that is needed to turn off all the lights in the home simultaneously, to lower the blinds, to reduce the temperature, and to close the gas/water valve.



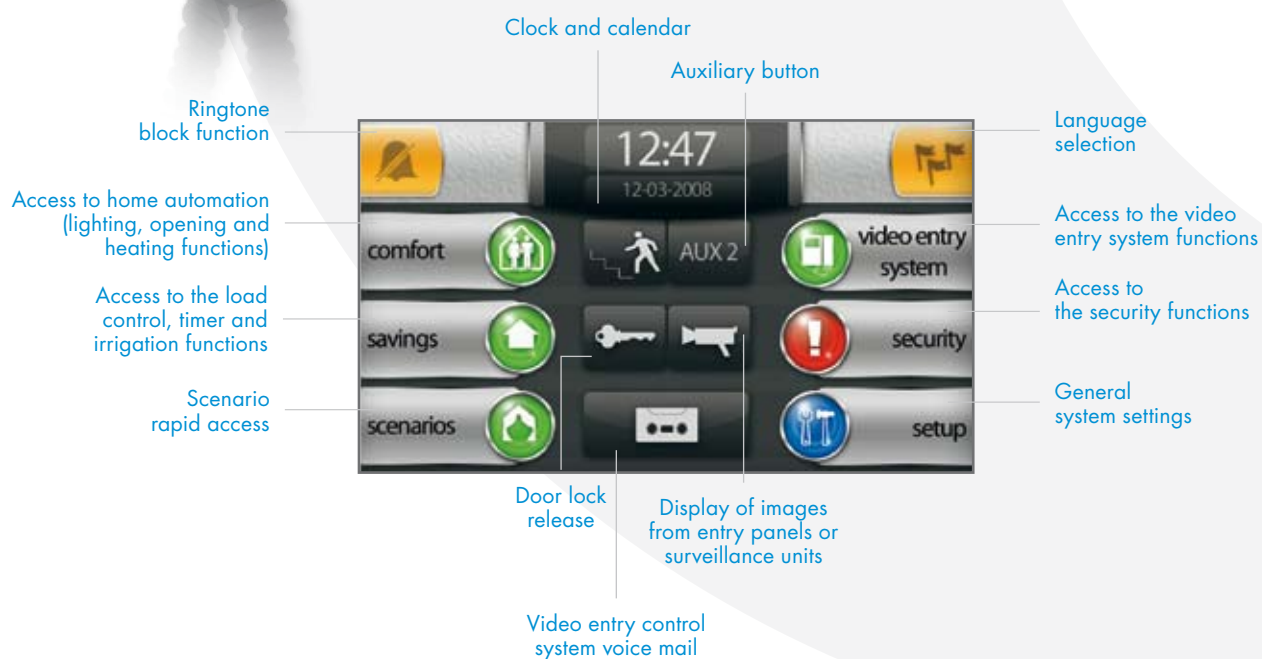

Mitho controls security.

You can totally or partially activate or deactivate the alarm system, choose a scenario or display the status of the various controlled zones.

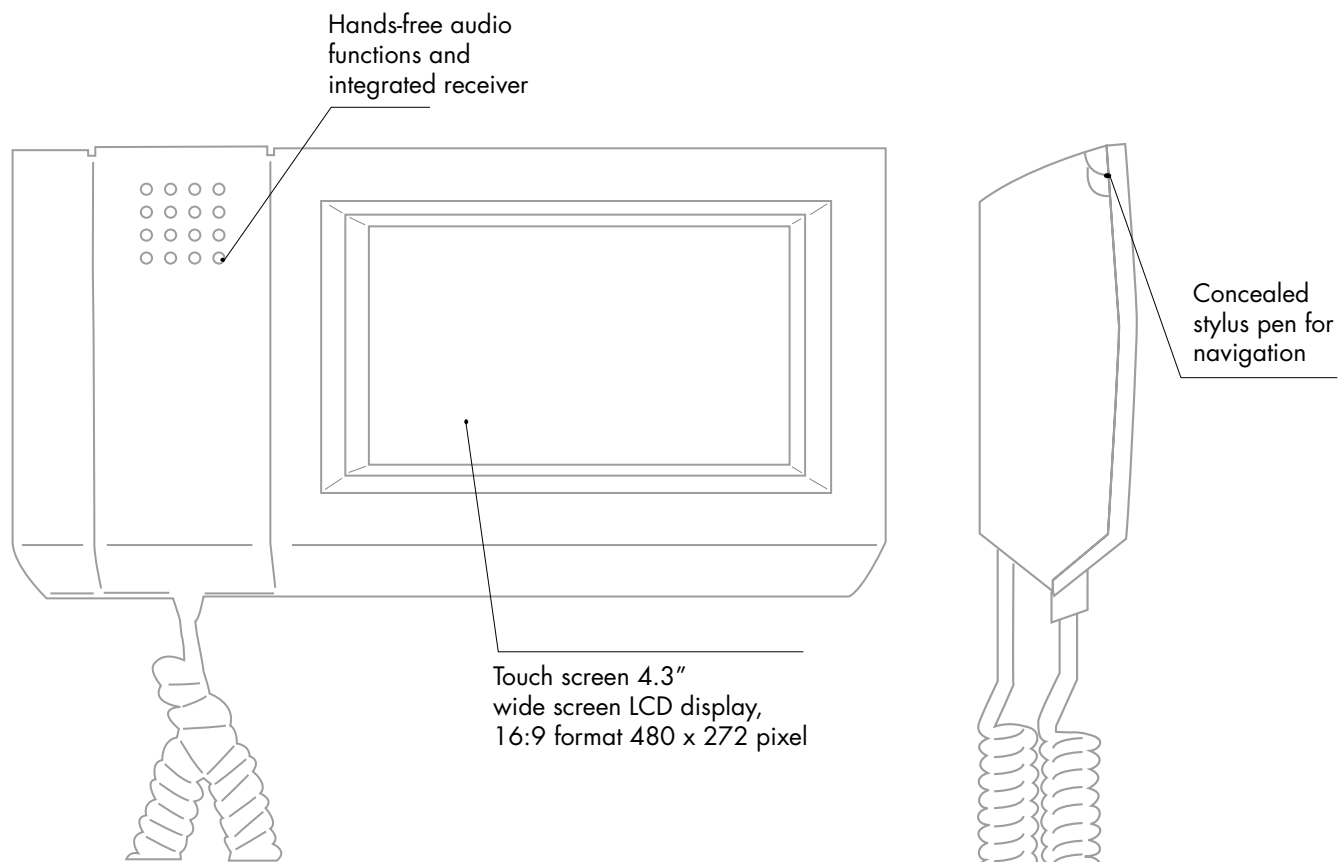
MITHO+^{PLUS}

The terminal.

The multifunction MITHO terminal makes it possible to control and monitor all the system devices and functions. By simply touching the **touch screen display**, you can switch lights on and off, regulate the temperature in the various environments, open or close the blinds, check the burglar alarm status or enter a security scenario. The large terminal **display** allows you to answer video entry system calls and communicate with any other terminals in your home, as well as listen to your video entry system answer phone messages.

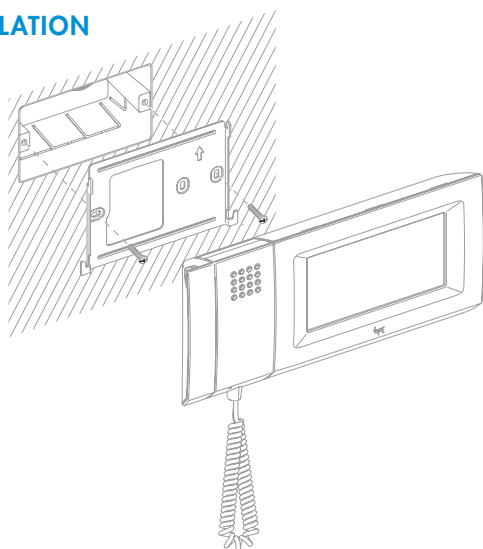


TECHNICAL FEATURES

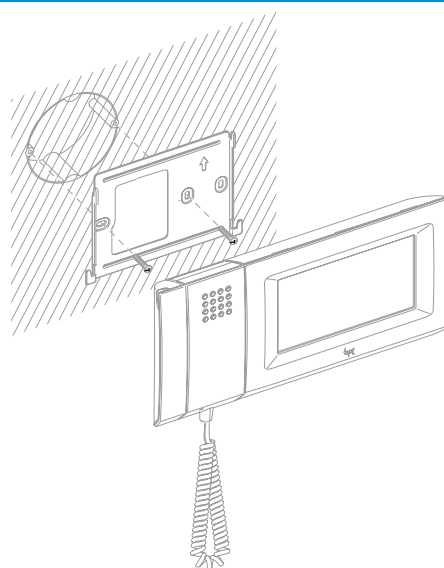


PRODUCT DIMENSIONS
203,5x108,4x30,8 mm

INSTALLATION



Rectangular recessed box, type 503



Round recessed box, diameter 60 mm

NOTE: the wall fixture bracket is included in the package.

MITHO+^{PLUS}

Video entry system functions.



SPECIFIC FUNCTIONS




Image zoom with various levels



Video entry control system voice mail that can store up to 10 video messages



Porter voice mail with a maximum of 30 messages

Video Entry



Image zoom



Answer
Call reject
Door lock release



Stair light/Aux Mute



Intercom



Video entry call answer
phone/Porter message
answer phone



Display of images
from entry panels or
surveillance units



Building function



Display of images from
entry panels or surveillance
units, max 4



Intercom address book



Possibility to select 9
different ring tunes



Building function:
privacy, panic, porter

MITHO+^{PLUS}

Home automation functions.



SPECIFIC FUNCTIONS



Lights ON/OFF and dimmer function by zone, room or individual light fitting



Scenario activation controls



5-level temperature regulation and weekly programming for every zone




Light dimming













Light timing for any hour of the day and for any day of the week




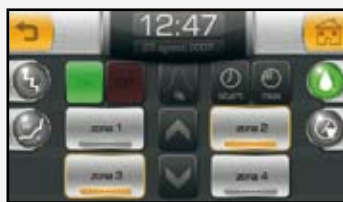
Manual temperature regulation for every zone




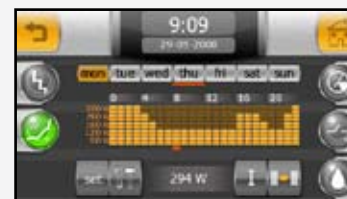
		Lighting/ light dimming
		Automation of openings
		Heat regulation
		Irrigation
		Management of electrical loads
		Timer
		Scenarios




 Automation of openings:
open/close control by zone
and by individual fitting



 Irrigation ON/OFF control
by zone and by time
bands. Irrigation cycle
programming; seasonal
irrigation time adjustment



 Electrical load
management in relation
to the maximum power
available and set
priorities. As regards
energy consumption, you
can select the weekly
consumption profile so as
to enable energy savings
to suit your needs on the
basis of the priorities you
have set

MITHO+^{PLUS}

Burglar alarm functions.



SPECIFIC FUNCTIONS




User code entry keypad












Control unit selection
for systems with several
burglar alarm systems





Partial system enablement





		Total system enablement or partial system enablement
		Disabling the system
		Alarm silencing
		Alarm display reset
		Alarm memory consultation
		Area status display
		Security scenario


 Alarm status display

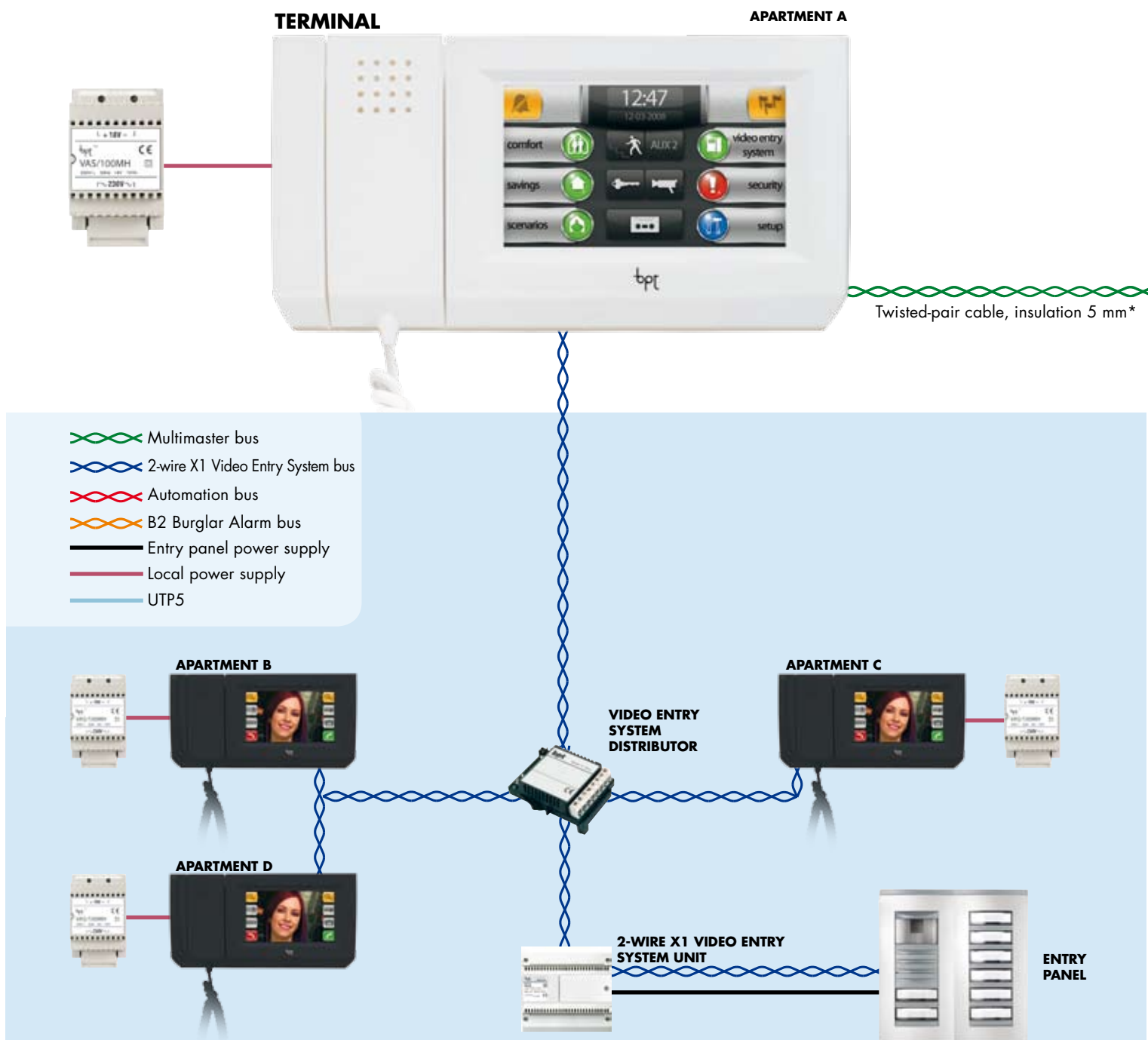
 Alarm status display by control unit

 Alarm memory consultation

 Security scenario activation controls

 Alarm status display by area

Home automation system architecture.

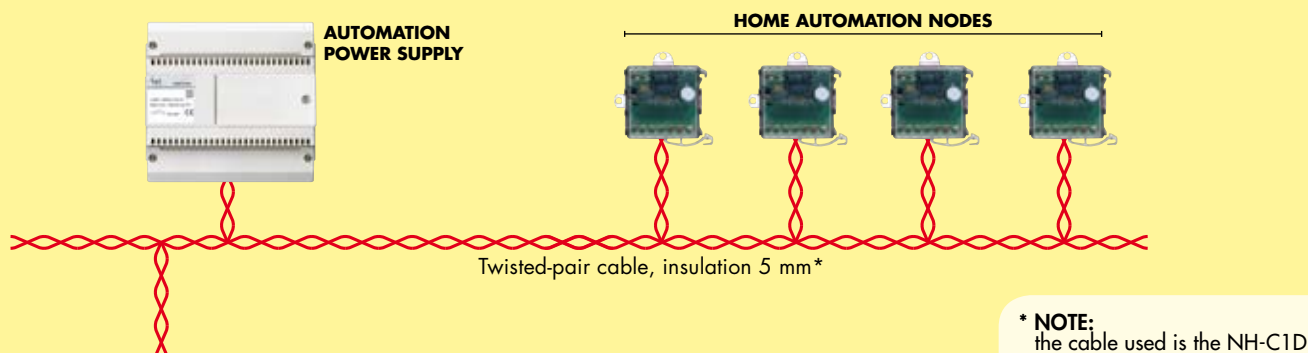


Video Entry System

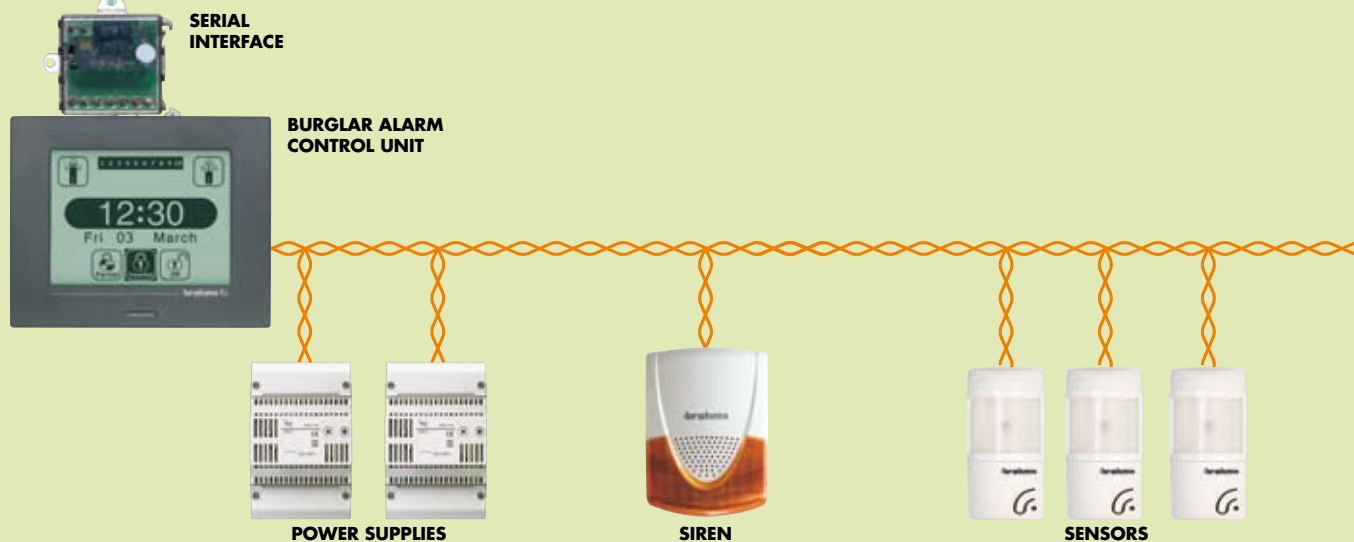
Mitho can be connected directly to the 2-wire X1 video entry control or to the system 300, guaranteeing all the functions typical of a BPT video entry control appliance, including the possibility to have more than one intercommunicating monitor per apartment.

Home Automation

Mitho interfaces with the world of BPT home automation by means of the gateway. Thanks to a programmable logic system, comprised of a series of devices and a field bus, it is possible to manage the electric automation (scenario control, light control, door release control, irrigation, curtains, etc.) and heat regulation.



B2 System **brahms**



Burglar Alarm

As in the case of the electric automation, it is possible to interface with the burglar alarm system on the Brahms B2 2-wire bus. This makes it possible to manage the activation or total disablement of the alarm system and view the status of the various zones under control.

MITHO+^{PLUS}

Basic system elements.



TERMINAL

Local power supply 12-24 V DC/12-16 V AC



GATEWAY

Local power supply 12-24 V DC

Installation



VAS/100MH

Local power supply
(3 PIN modules)

max 1 monitor




max 1 monitor + 1 gateway



VAS/100.30

Local power supply
(8 PIN modules)

max 3 monitors



max 3 monitors + 1 gateway



12-24
V DC

Need to power the **Mitho terminals** and the **OH/GW gateways** locally

Terminals and gateway



The terminals and the gateways are connected by the dedicated **multimaster bus** for global commands (time, date and event synchronisation, etc.)

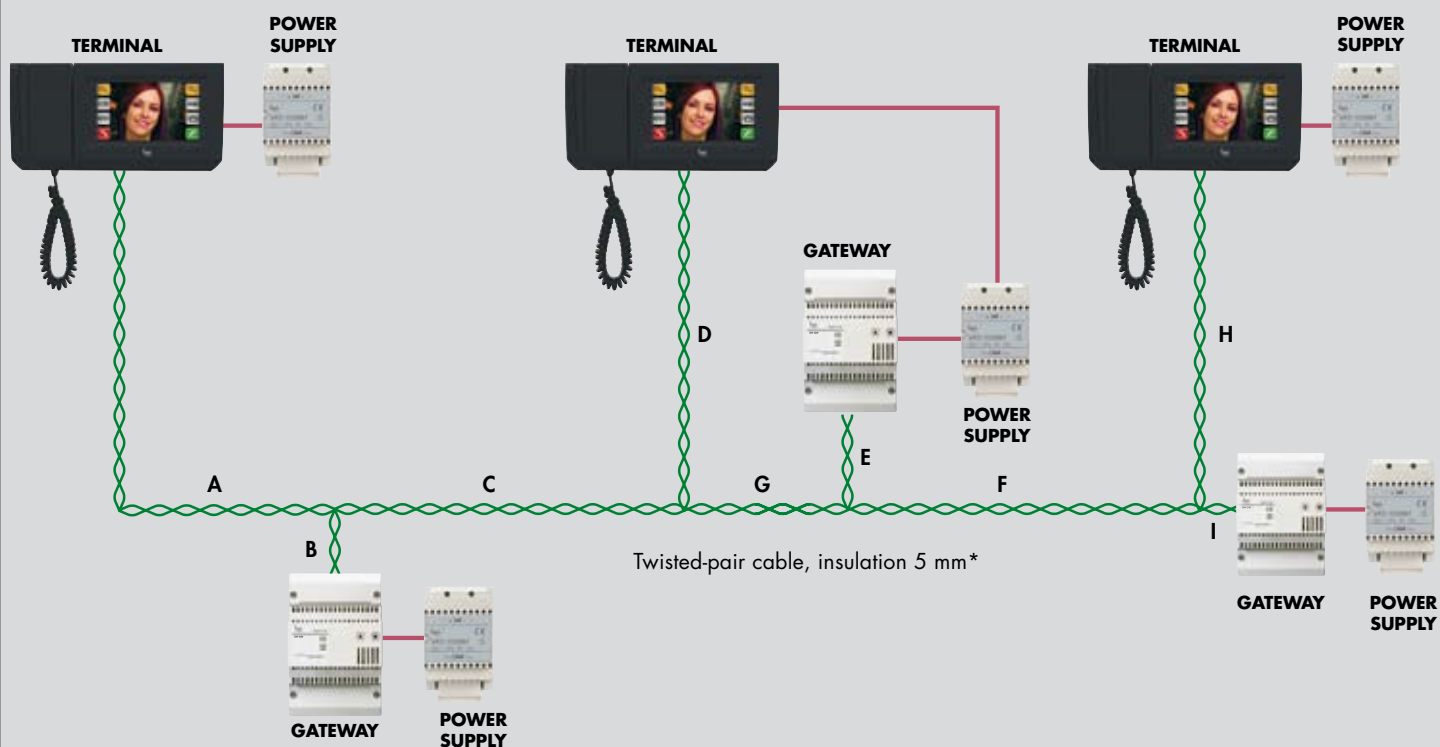


Possibility to connect a maximum of **10 devices** between Mitho and the gateway



The Mitho terminals and gateways can be connected to the same system in a **free layout**

TOTAL LENGTH OF SPREAD MULTIMASTER BUS CABLE (A+B+C+D+E+F+G+H+I) = **MAX 500 m**
MAXIMUM DISTANCE GATEWAY/TERMINAL = **100 m**

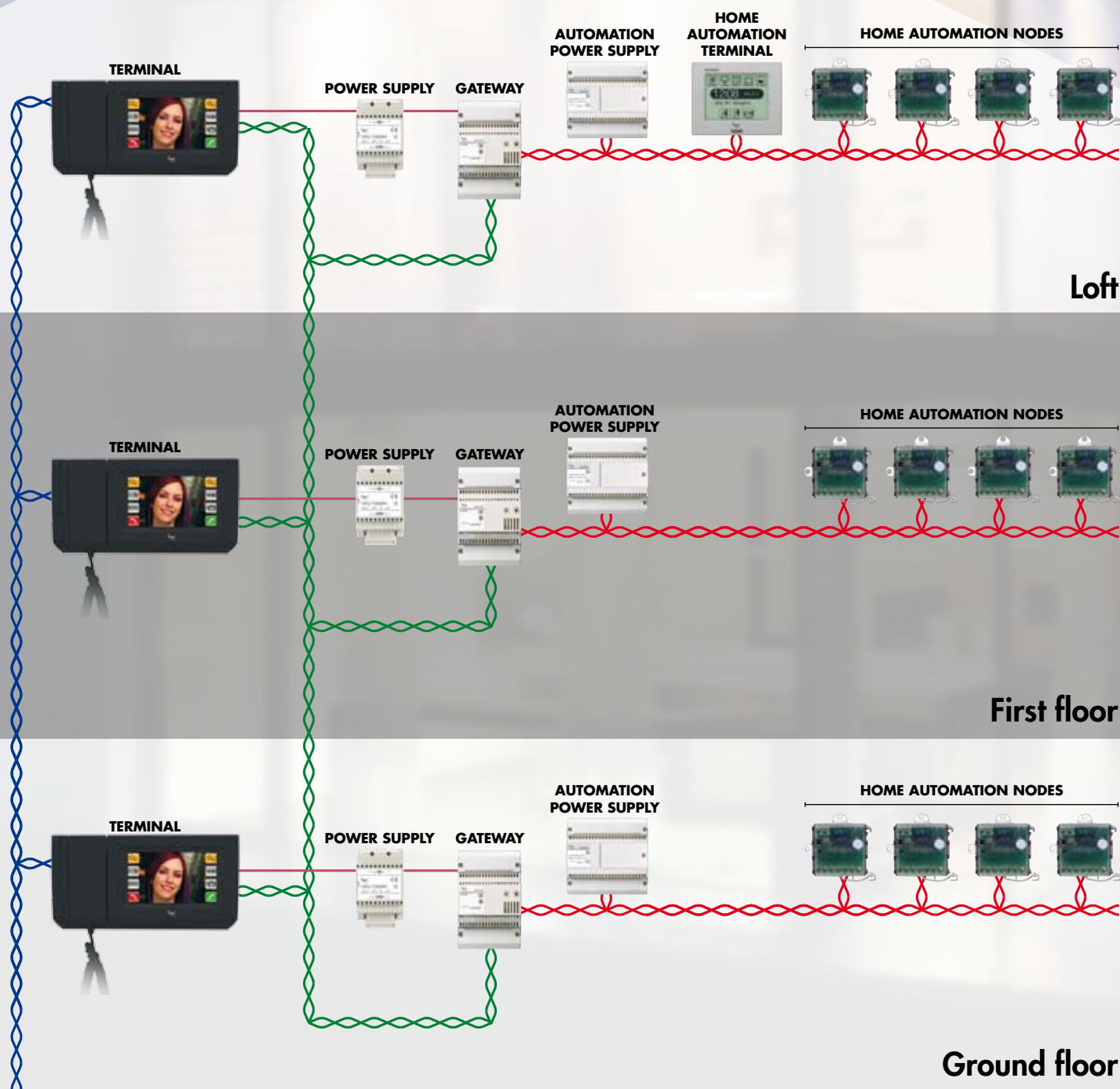


— Local power supply
 — Multimaster bus

* NOTE:
 the cable used is the NH-C1D

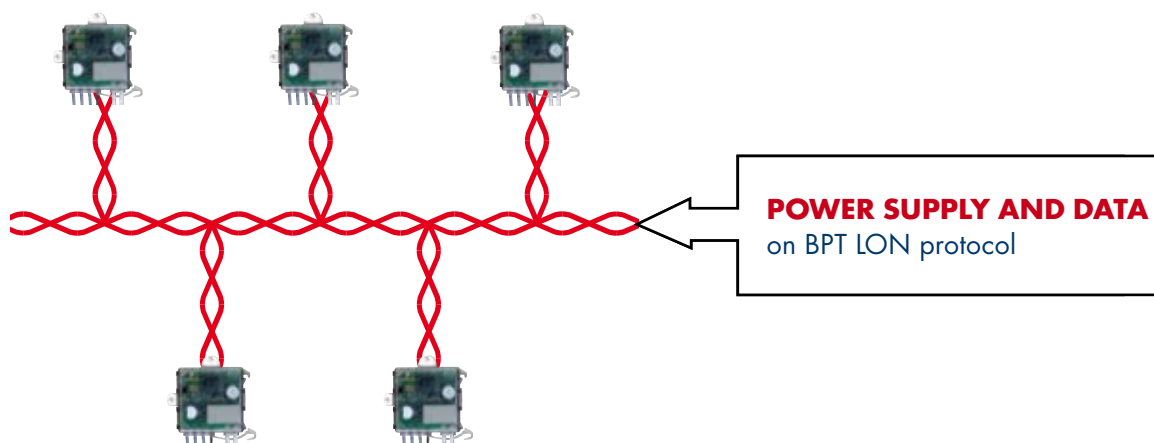
MITHO+^{PLUS}

Home automation infrastructure.



The BUS BPT system.


A programmable logic system for HOME AUTOMATION. The system is made up of a series of input/output devices that intercommunicate and are powered by a non-polarized twisted pair.



The input and/or output devices allow interface with traditional switches, buttons and sensors as well as with various electrical loads such as lights, motors, and solenoid valves. The devices are available in the modular or miniaturized versions. The latter can be placed in recessed boxes of three or more modules, mounted directly on din rails in the electrical panel or directly on the wall in a suitable compartment.



OH/A.01



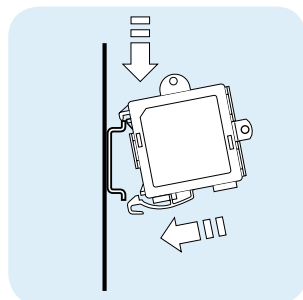
OH/RI



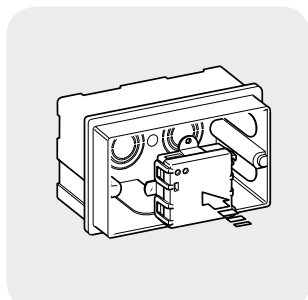
OH/3RPI



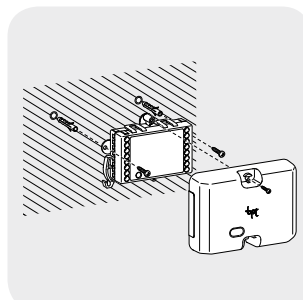
OH/Z.02



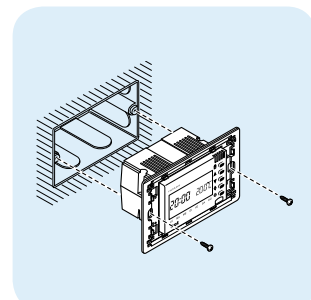
Installation on DIN rail



Installation in recessed box



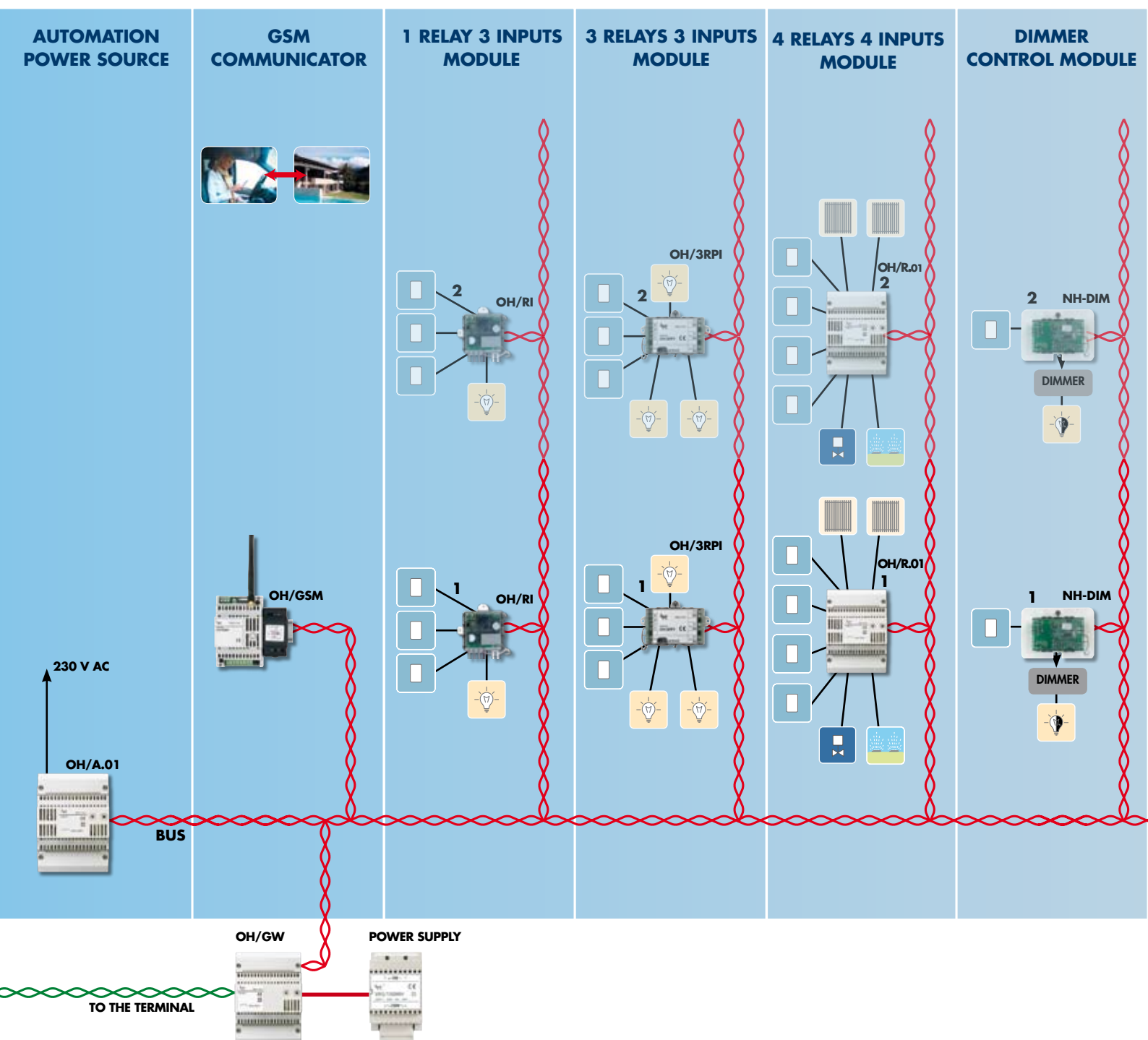
Wall installation



Installation in recessed box

MITHO+^{PLUS}

Easy to install.

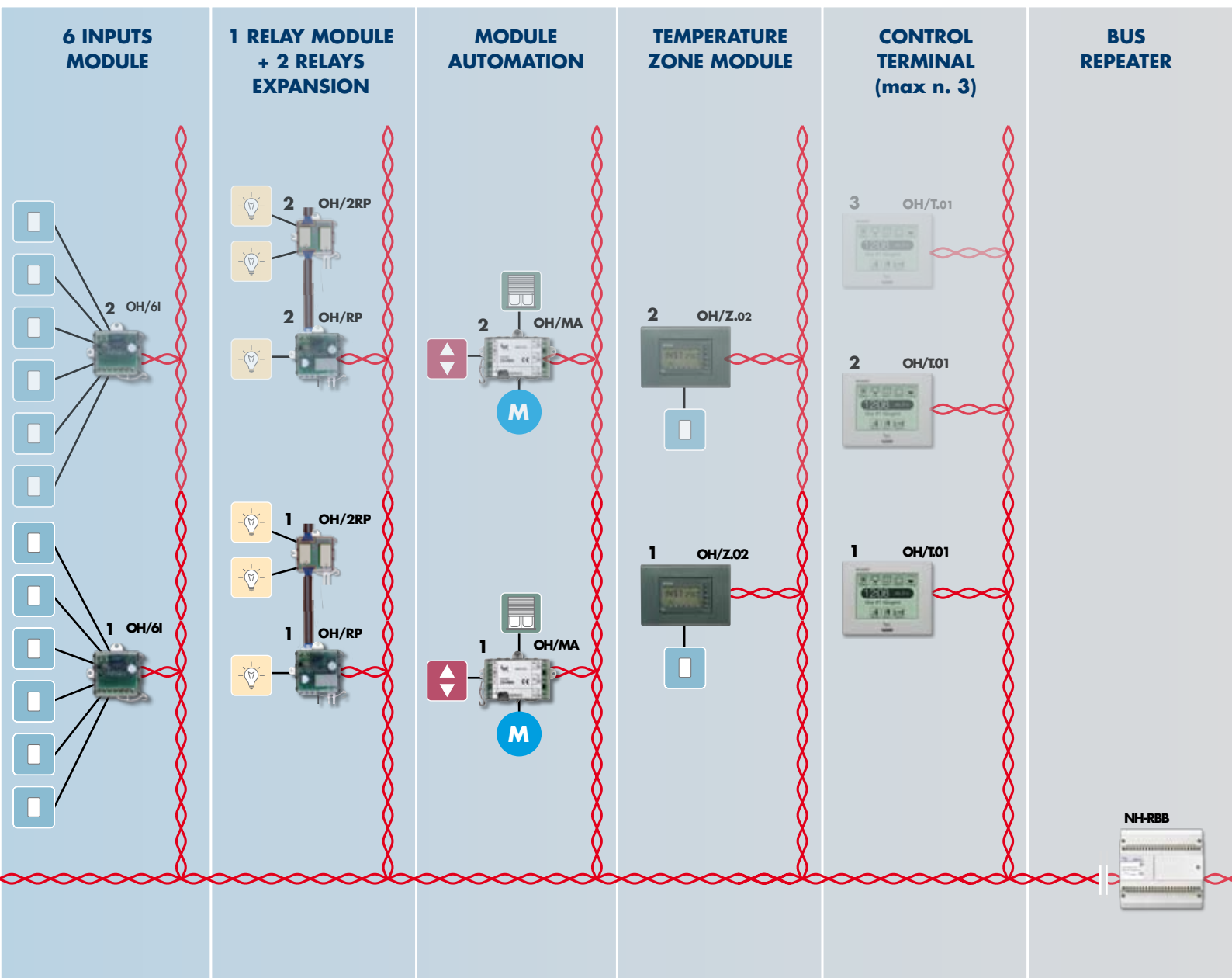


Great compatibility.

The miniaturised devices allow interface with traditional controls available within the home (switches, sensors, push buttons) and with activations (electrical motors, lights). No special equipment is thus required.

Fast installation.

The BPT bus was designed to optimise cable laying and to connect all devices by means of non-polarised simple twisted pair wiring, not restricted by dedicated paths.



- Automation bus
- Multimaster bus
- Local power supply

MITHO+^{PLUS}

Home automation. Performance.



A total of **200** automation **modules**, can be divided into groups of a maximum of **79 modules** (39+ REPEATER BUS MODULE+40) per OH/GW gateway.



Up to **20 heating** zones for OH/GW gateway, either independent or centralised.




Management of user scenarios, created directly via the terminal, and installer scenarios, configured during programming.
Maximum number of implementations for **USER SCENARIO: 30**



Maximum distance of buttons, sensors, etc. from the input devices: **20 m**.
The distance is halved to **10 m** if the insulated input wires are flanked by mains conductors.

TOTAL LENGTH OF SPREAD AUTOMATION BUS CABLE

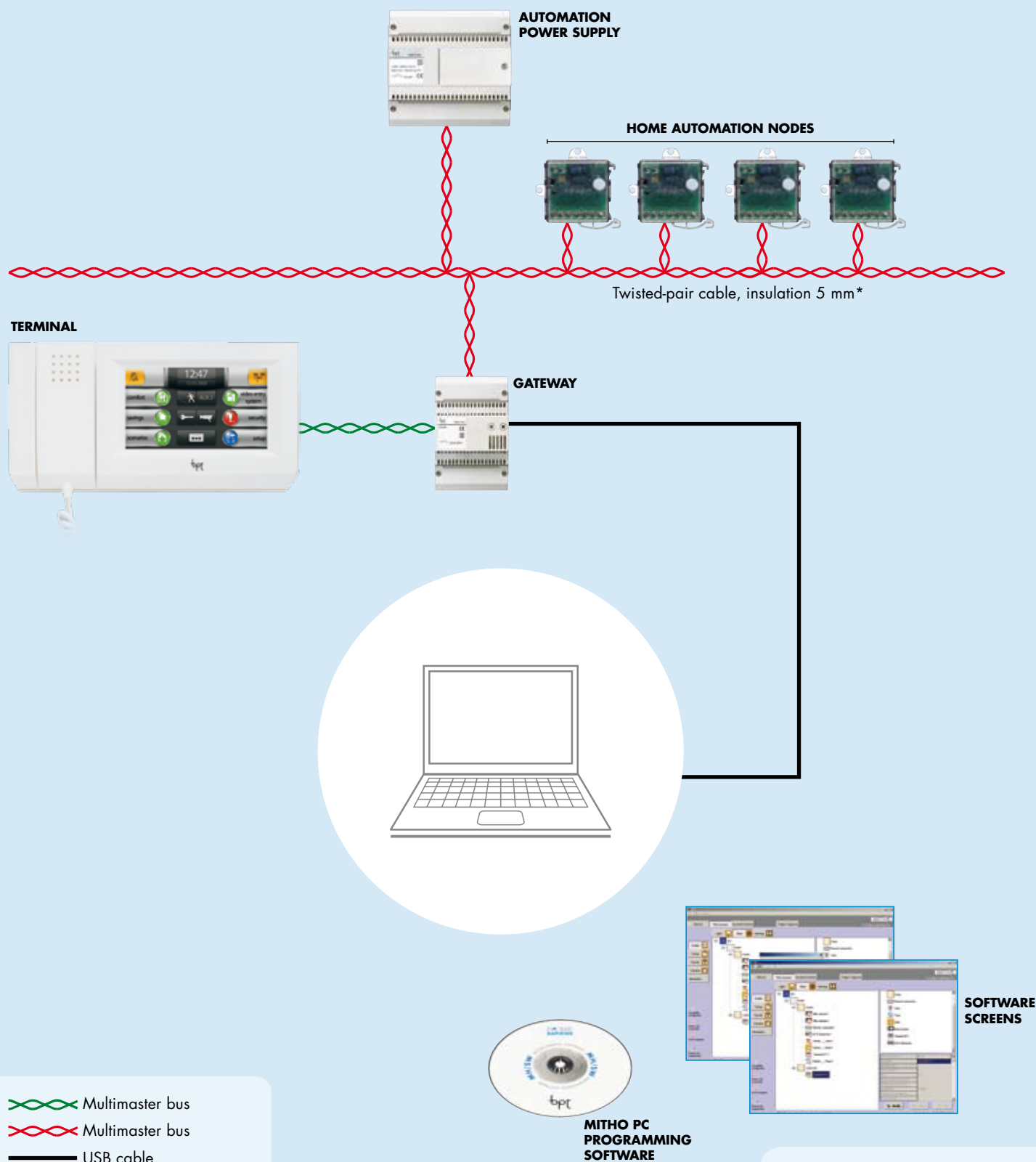
MAX 500 m (A+B+C+D+E+F+G+H+I+L) + **BUS REPEATER MODULE** + **500 m** (M+N+O+P+Q+R+S)



* **NOTE:**
the cable used is the NH-C1D

Multimaster bus
 Automation bus
 Local power supply

Home automation. System configuration.



MITHO+^{PLUS}

The system just as you want it.
Terminal settings.



It is possible to set and consult the following from the terminal:



time/date/alarm clock



9 polyphonic **melodies**



15 languages (Italian, English, French, Spanish, Portuguese, Hungarian, Slovakian, Russian, Greek, Dutch, German, Romanian, Polish, Slovenian, Turkish)



heat regulation programme settings (time, day, temperature levels, zone)



video regulation (colour saturation, contrast)



“user” scenarios and **“timed”** scenarios able to activate a series of events autonomously throughout the course of the day



irrigation parameters (start time, total irrigation period and anti-flooding time per individual valve)



seasonal percentage which automatically recalculates all the **watering times**, adjusting them to current weather conditions



load control on the basis of a consumption profile, in relation to the power used

The system just as you want it. Software.

Using PCMITHO software, with a tree programming structure, you can programme the electric automation system, calling up the physical status of the various environments and devices in order to simplify the activation process for the same.

From PC it is possible:



Scenario setting

"Standard" and "fast"



Associating inputs/outputs:

attribute the control logic, with which the inputs interact with the outputs (step-step, impulsive, direct, on, off, enablement), to the available automation modules

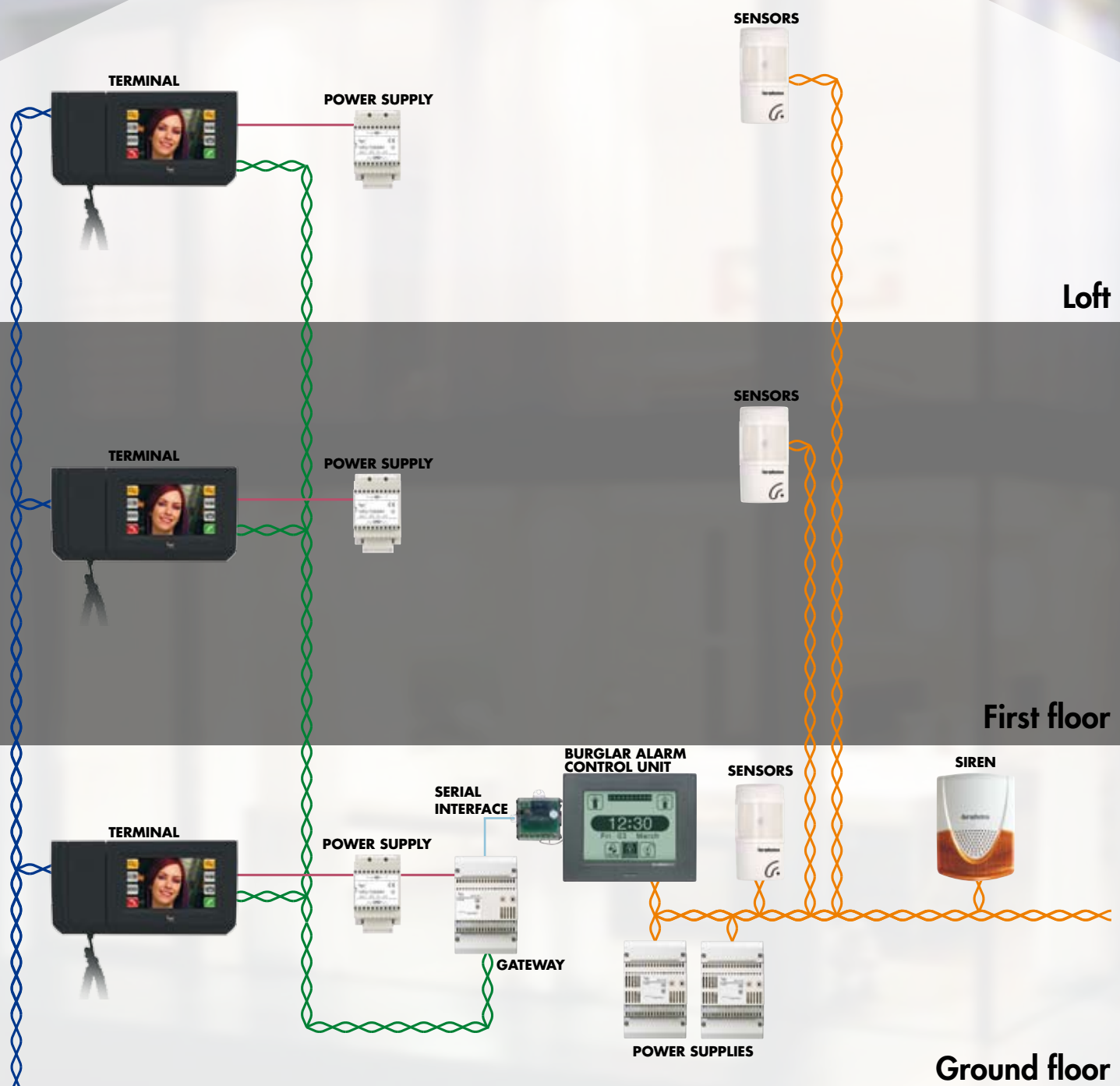


Define the system structure

virtually from your PC in "offline" mode. It only needs to be physically connected to the system when you decide to switch programming to the same, in area

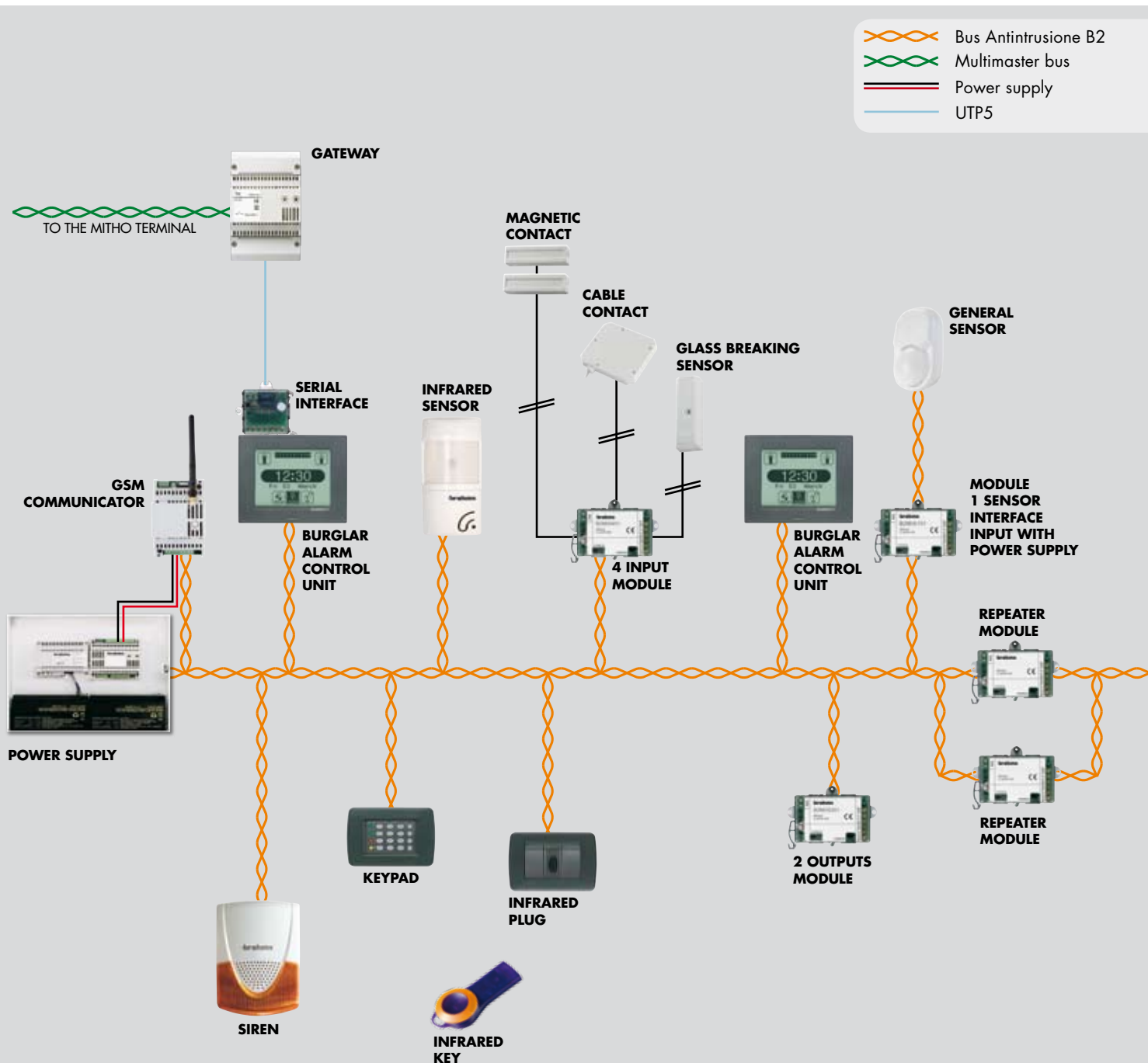
MITHO+^{PLUS}

Burglar alarm infrastructure.



MITHO+^{PLUS} BRAHMS bus system.


The system is characterised by the extremely easy wiring of all the elements making up the system, doing away with connection and direction errors. Input and output modules, infrared sensors, sirens, additional keypads and key plugs can be connected directly from the bus, with no constraints. In addition to transporting all the communication signals from the control unit to the peripherals and vice versa, the bus provides all the elements comprising the system and the power necessary for them to operate. It is also possible to connect other sensors, not specifically designed for the bus, by means of the specific interface module with power supply.



***NOTE:** for the characteristics and performance of the burglar alarm system, refer to the relative Brahms documents.

*consider a three - module built - in box when installing central unit with serial interface

MITHO+^{PLUS} System components.



MITHO BI (Ice white colour)

Colour video entry control

PRODUCT CODE: 6211-7500

MITHO NF (Black fusion colour)

Colour video entry control

PRODUCT CODE: 6211-7600

Colour video entry control system, with 4.3" touch screen display in 16:9 format, hands-free audio functions and integrated receiver, Ice white and black Fusion colours

General characteristics


Display: 4,3" wide screen, 16:9 format, 480x272 pixel touch screen

Standard equipment: 1 video input nib - 1 wall fixture bracket

Power supply: 18÷24 V DC local (12÷16 V AC local)

Absorption: 0,75 A (1,5 A peak) 12 V AC, 0,5 A (1,1 A peak) 16 V AC, 0,31 A (0,81 A peak) 18 V DC - 0,23 A (0,58 A peak) 24 V DC

Dimensions: 203,5x108,4x30,8 mm



MITHO PLUS BI (Ice white colour)

Colour video entry control

PRODUCT CODE: 6720-1300

MITHO PLUS NF (Black fusion colour)

Colour video entry control

PRODUCT CODE: 6720-1400

Colour video entry system, with 4,3" touchscreen display in 16:9 format, hands-free audio and integrated receiver, Ice white and black Fusion colours

General characteristics

Display: 4,3" wide screen, 16:9 format, 480x272 pixel touch screen display

Standard equipment: 1 video input nib - 1 wall fixture bracket

Power supply: 18÷24 V DC local (12÷16 V AC local)

Absorption: 0,75 A (1,5 A peak) 12 V AC, 0,5 A (1,1 A peak) 16 V AC, 0,31 A (0,81 A peak) 18 V DC - 0,23 A (0,58 A peak) 24 V DC

Dimensions: 203,5x108,4x30,8 mm





VAS/100MH

Terminal power supplier/gateway

PRODUCT CODE: 6700-0700

General characteristics

Power supply: 230 V AC 50/60 Hz

Output voltage: 18 V DC

Maximum output current: 500 mA (1A peak)

Absorbed power: 10 VA

Operating temperature: from 0 °C to +35 °C

Dimension: low-profile 3-unit module for installation on DIN rail



OH/GW

MITHO PLUS gateway

PRODUCT CODE: 6710-0700

General characteristics

Line connection: electric automation bus outputs/B2 (C4) burglar alarm control unit connection, multimaster bus/USB port for PC connection

Power supply: 12÷24 V DC

Absorption: 70 mA at 12 V DC, 50 mA at 18 V DC, 45 mA at 24 V DC

Operating temperature: 0-35 °C

Dimensions: low-profile 4-unit module for installation on DIN rail



OH/MPE6KW

Current measurement module

PRODUCT CODE: 6760-1200

Created on a 4-module DIN container, it makes it possible to measure the current instantly, using the serial connection of the power line.

General characteristics

Power supply: from bus line

Read power range max: 6 kW.

Line connection: passing on module (in-out)

Dimensions: low-profile 4-unit module for installation on DIN rail.

Home automation system components.



OH/T.01 Control terminal

PRODUCT CODE: 6720-0110

Home automation control terminal, back-lit 3,5" LCD touch screen display, installation on wall.

General characteristics

Protection rating: IP30

Operating temperature: from 0° C to +35° C

Dimensions: 116x95x27 mm

Power supply: from bus line

Connections to system: non-polarised twisted pair

Thermal characteristics

Operating mode: Manual, Automatic, System Bypass

Selectable programs: Heating, Cooling

Anti-freeze temperature: +8° C

Field of temperature adjustment: from +2° C to +35° C



OH/A.01 Power supply

PRODUCT CODE: 6700-0110

This is always required for the system to work as it manages the power supply of all the devices in the system (control terminal, zone modules, relay modules, etc.) directly via bus (non-polarised twisted pair). It has 2 terminals for connection to an optional back-up battery.

General characteristics

Power supply: 230 V 50/60 Hz electronically protected

Electrical input: 10 VA

Emergency power supply: 24 V DC, AC 700 mA (from external devices)

Operating temperature: from 0° C to +35° C

Dimensions: low-profile 6-unit module for installation on DIN rail



OH/AS Supplementary power supplier

PRODUCT CODE: 6700-0600

The emergency power supply cuts in automatically in the event of a black-out, preserving the power supply to all the devices in the system so that all the connected electrical applications return to their previous status when the power supply is restored. The power supply must be connected to 2 lead accumulators (OH/B065); the emergency power supply recharges them, guaranteeing efficiency and a long working life.

General characteristics

Power supply: 230 V 50/60 Hz electronically protected

Power absorption: 35 VA

Emergency power supply: 24 V DC, AC 500 mA (from OH/B065)

Operating temperature: from 0° C to +35° C

Dimensions: low-profile 8-unit module for installation on DIN rail

Connections to system: non-polarised twisted pair



OH/B065

Rechargeable battery

PRODUCT CODE: 6790-0500

Connected to the supplementary power supplier, they preserve the mains bus power supply, for up to 10 hours.

General characteristics

Output voltage: 12 V DC

Output current: 6.5 A/h

Dimensions: 151x101x65 mm



NH-RBB

BUS repeater

PRODUCT CODE: 6700-0400

The data line repeater connects to the BPT home automation BUS and is used when the maximum distance between devices and power supplier is exceeded, when the maximum amount of cable laid is exceeded or when the maximum number of devices for the system is exceeded. The unit is set up for connection to an emergency power supply. (12 V DC, AC).

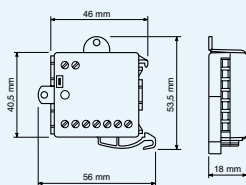
General characteristics

Power supply: 230V 50/60 Hz electronically protected

Electrical input: 24 VA

Operating temperature: from 0° C to +35° C

Dimensions: low-profile 8-unit module for installation on DIN rail



OH/6I

6 inputs module

PRODUCT CODE: 6760-0200

Realised on a miniaturised container, it allows connection of 6 inputs from control devices (push buttons, sensors, etc.).

General characteristics

Power supply: from bus line

Type of contact input: NO and NC, without cross passage of current or voltage at ends

Operating temperature: from 0° C to +35° C

Dimensions: low-profile 1-unit module for installation on DIN rail

Connections to system: non-polarised twisted pair



ON/OFF



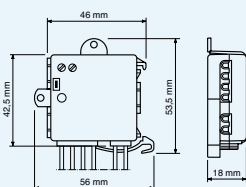

Station barometer



Anemometer



Technical alarm



OH/RI

3 inputs/1 relay module

PRODUCT CODE: 6760-0300

Realised on a miniaturised container, it allows connection of 3 inputs from control devices (push buttons, sensors, etc.) and 1 output for an electrical load. This is particularly recommended for the activation of applications that require on-site location.

General characteristics

Power supply: from bus line

Type of contact input: NO and NC, without cross passage of current or voltage at ends

No. of relays: 1

Type of relay: 250 V max, 5 A max with resistive load (2 A max with inductive load) - NO contact

Operating temperature: from 0° C to +35° C.

Dimensions: low-profile 1-unit module for installation on DIN rail

Connections to system: non-polarised twisted pair



ON/OFF



Station barometer



Anemometer



Technical alarm



Irrigation



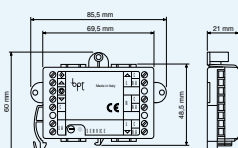
Boiler



Solenoid valve



Lighting



OH/3RPI

3 inputs/3 relays module

PRODUCT CODE: 6760-0700

Realised on a miniaturised container, it allows connection of 3 inputs from control devices (push buttons, sensors, etc.) and 3 outputs for electrical loads.

General characteristics

Power supply: from bus line

Type of contact input: NO and NC, without cross passage of current or voltage at ends

No. of relays: 3

Type of relay: 250 V max, 16 A max with resistive load (5 A max with inductive load) - NO contact

Operating temperature: from 0° C to +35° C.

Dimensions: low-profile 1-unit module for installation on DIN rail

Connections to system: non-polarised twisted pair



ON/OFF



Station barometer



Anemometer



Technical alarm



Irrigation



Boiler



Solenoid valve



Lighting



OH/R.01

4 inputs/4 relays module

PRODUCT CODE: 6760-0110

Allows connection of 4 inputs from control devices (push buttons, sensors, etc.) and 4 outputs for as many electrical loads. The 4 relays used for the outputs are particularly recommended for electrical uses that require switched contacts (e.g. zone valves for heating management systems).

General characteristics

Power supply: from bus line

Type of contact input: NO and NC, without cross passage of current or voltage at ends

No. of relays: 4

Type of relay: 250 V max, 5 A max with resistive load (2 A max with inductive load) switched contacts

Type of relay action: 1 B-U

Operating temperature: from 0° C to +35° C.

Dimensions: low-profile 6-unit module for installation on DIN rail

Connections to system: non-polarised twisted pair



ON/OFF



Station barometer



Anemometer



Technical alarm



Irrigation



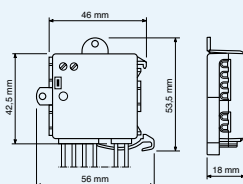

Boiler



Solenoid valve



Lighting



OH/RP

1 relay module

PRODUCT CODE: 6760-0400

Realised on miniaturised container, with one output for electrical load. Particularly recommended for activation of loads with high current inputs.

General characteristics

Power supply: from bus line

No. of relays: 1

Type of relay: 250 V max, 16 A max with resistive load (5 A max with inductive load) - NO contact

Operating temperature: from 0° C to +35° C.

Dimensions: low-profile 1-unit module for installation on DIN rail

Connections to system: non-polarised twisted pair



Irrigation



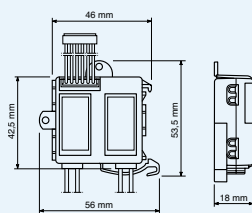

Boiler



Solenoid valve



Lighting



OH/2RP

2 relays expansion module

PRODUCT CODE: 6760-0500

Realised on a miniaturised container, with 2 outputs for the same number of electrical loads. Particularly recommended for activation of loads with high current inputs. It must always be used in conjunction with the OH/RP module, for which it is an expansion. It is equipped with a wire with a snap-in connector for connection to the OH/RP module.

General characteristics

Power supply: from OH/RP

No. of relays: 2

Type of relay: 250 V max, 16 A max with resistive load (5 A max with inductive load) - NO contact

Operating temperature: from 0° C to +35° C.

Dimensions: low-profile 1-unit module for installation on DIN rail

Connections to system: directly to OH/RP module with wire with snap-in connector



Irrigation



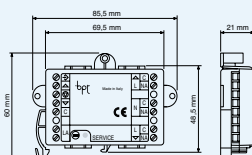

Boiler



Solenoid valve



Lighting



OH/MA

Automation module

PRODUCT CODE: 6760-0600

Realised on a miniaturised container, it includes 3 power relays for management of automations (awnings, shutters, etc.) via related local control buttons. It allows control by means of three local inputs (up, down, stop) with human presence function (the shutter raises or lowers when the up or down buttons are pressed and stops when they are released) and with the "window" function (pressing the up or down keys for less than a second allows the shutter to be raised or lowered for an adjustable time with a default of 90 seconds).

General characteristics

Power supply: from bus line

Type of contact input: NO and NC, without cross passage of current or voltage at ends

No. of relays: 3

Type of relay: 250 V max, 16 A max with resistive load (5 A max with inductive load) - NO contact

Operating temperature: from 0° C to +35° C

Dimensions: low-profile 1-unit module for installation on DIN rail

Connections to system: non-polarised twisted pair



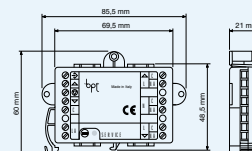
Automation of openings



DIMMER
1÷10 V



Light dimming



NH-DIM

Dimmer control module

PRODUCT CODE: 6760-0800

The module, equipped with 1 relay and a 1÷10 V DC output, lets you control a dimmer with a 1÷10 V DC input for incandescent lamps.

General characteristics

Power supply: from bus line

No. of relays: 1

Type of relay: 16 A for DIMMER or resistive loads, 5 A for inductive loads- NO contact

Operating temperature: from 0° C to +35° C.

Dimensions: low-profile 1-unit module for installation on DIN rail



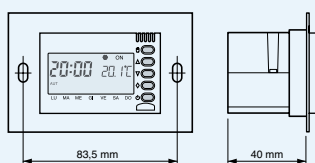
OH/Z.02 BB



OH/Z.02 GR



OH/Z.02 SV



OH/Z.02 BB

Temperature control zone module

PRODUCT CODE: 6720-1210

OH/Z.02 GR

Temperature control zone module

PRODUCT CODE: 6720-0230

OH/Z.02 SV

Temperature control zone module

PRODUCT CODE: 6720-1500

Recessed module, colour grey, white or silver

BPT plate included in the packaging. It allows temperature control for the zone where it is located. From the zone module you can select the operating mode (automatic/manual), modify the room temperature (in manual operation) by a maximum of $\pm 2^{\circ}\text{C}$ or override the temperature control for the related zone.

The module is to be installed recessed in a 3-module box.

General characteristics

Display: LCD graphic

Protection rating: IP30

Operating temperature: from 0°C to $+40^{\circ}\text{C}$

Dimensions: standard 3-module recessed box

Power supply: from bus line

Operating mode: Manual, Automatic, Zone Bypass.

Anti-freeze temperature: $+8^{\circ}\text{C}$

Type of input contacts: 5 V 1 mA

Connections to system: non-polarised twisted pair



Heat
regulation



4 DIN

2 DIN

OH/GSM

GSM communicator

PRODUCT CODE: 6710-0600

It can control up to 16 scenarios and 20 heating zones, as well as receive alerts for up to 6 technical alarms. The communicator enables remote control and alert functions by sending and receiving texts to and from telephone numbers (up to 10) saved in the memory. In order to operate, the OH/GSM communicator must be equipped with a SIMcard, not included in the package. By sending a specific message, you can find out how much credit is left in the SIM. The OH/GSM can also be added after the installation of the system and can be used in "mixed systems" in which it also communicates with the B2 burglar alarm systems (see diagram below). The transformer is provided with the communicator (see diagram below). The power supply transformer is provided with the communicator. The OH/GSM module offers the possibility to connect a 12 V buffer battery OH/B008 (code 6790-0600), not included in the package, which allows text messages to be sent in the event of a power cut.

General characteristics

Power supply: from the 15 V AC or 12 V DC supply line

Emergency power supply: 15 V DC, 800 mA (from OH/B008)

Operating temperature: from 0°C to $+40^{\circ}\text{C}$

Dimensions: low-profile 4-unit module for installation on DIN rail

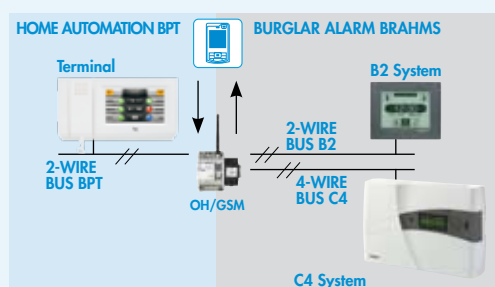
Dimensions: low-profile 2-unit module for installation on DIN rail

Connections to system: non-polarised twisted pair

Power supply: from the 12 V DC supply line

Type of GSM module: GSM/GPRS Modem DUAL BAND 900/1800 MHz

Antenna: jointed with clamping screw fastening and connection





OH/ANT

Optional antenna for OH/GSM

PRODUCT CODE: 6790-0700

Optional antenna that can be used in place of the antenna supplied with the communicator. Its use is recommended if there is poor reception/transmission of the signal with respect to the installation point or if the equipment is installed in metal cabinets.

General characteristics

Length Wire: 3 m

The antenna is equipped with two-sided adhesive for fastening



OH/B008

Rechargeable battery for OH/GSM

PRODUCT CODE: 6790-0600

When connected to the GSM communicator, it makes it possible to send system status messages even in the event of a mains black-out.

General characteristics

Output voltage: 12 V DC

Output current: 0.8 A/h

Dimensions: 96x62x25 mm



NH-C1D

BPT bus cable

PRODUCT CODE: 6790-0100

Twisted-pair cable, 750 V isolation cable, This is used for the connection of all input/output devices that make up the system.

General characteristics

Diametro esterno: External diameter: 5 mm

Type of sheath: PVC

Conductor type: twisted-pair

Conductor section: 0.38 mm

Conductor resistance: 51 Ohms/km

Conductor nominal impedance: 100 Ohms

Conductor capacity: 66 pF/m

Insulation voltage: 300/300 V

Package: 100 m skein

Reference standards: CEI 20-11 - CEI 20-35 - CEI 20-20 - CEI 20-30



MH/SW

Home automation system software configuration

PRODUCT CODE: 6790-0900

General characteristics

Minimum system requirements: PC Pentium III 700 MHz or higher, 128 MB RAM,

40 MB of space on HD, XGA video,








Windows 98SE/ME/2000/XP/Vista operating system

Package: software CD, USB cable












MITHO+^{PLUS} System components.

HOME AUTOMATION










SYSTEM COMPONENTS

	Item	Code	Description
	MITHO BI	6211-7500	Colour video entry control system, with 4.3" touch screen display in 16:9 format, hands-free audio functions and integrated receiver, Ice white colour.
	MITHO NF	6211-7600	Colour video entry control system, with 4.3" touch screen display in 16:9 format, hands-free audio functions and integrated receiver, black fusion colour.
	MITHO PLUS BI	6720-1300	Colour video entry system, with 4,3" touchscreen display in 16:9 format, hands-free audio and integrated receiver, Ice white colour.
	MITHO PLUS NF	6720-1400	Colour video entry system, with 4,3" touchscreen display in 16:9 format, hands-free audio and integrated receiver, black Fusion colour.
	VAS/100MH	6700-0700	Local terminal power supplier/gateway.
	OH/GW	6710-0700	MITHO PLUS gateway.
	OH/MPE6KW	6760-1200	Current measurement module max 6 kw.

HOME AUTOMATION SYSTEM COMPONENTS

	Item	Code	Description
	OH/T.01	6720-0110	Control terminal.
	OH/A.01	6700-0110	Power supply.
	OH/AS	6700-0600	Supplementary power supplier.
	OH/B065	6790-0500	Rechargeable battery.
	NH-RBB	6700-0400	BUS repeater.
	OH/6I	6760-0200	6 inputs module.
	OH/RI	6760-0300	3 inputs/1 relay module.
	OH/3RPI	6760-0700	3 inputs/3 relays module.
	OH/R.01	6760-0110	4 inputs/4 relays module.
	OH/RP	6760-0400	1 relay module.
	OH/2RP	6760-0500	2 relays expansion module.

HOME AUTOMATION

	Item	Code	Description
	OH/MA	6760-0600	Automation module.
	NH-DIM	6760-0800	Dimmer control module.
	OH/Z.02 BB	6720-1210	Recessed module for control of temperature by zone, 3 DIN modules dimension, white colour. BPT plate, white colour, included in the packaging.
	OH/Z.02 GR	6720-0230	Recessed module for control of temperature by zone, 3 DIN modules dimension, anthracite grey colour. BPT plate, anthracite grey colour, included in the packaging.
	OH/Z.02 SV	6720-1500	Recessed module for control of temperature by zone, 3 DIN modules dimension, silver colour. BPT plate, silver colour, included in the packaging.
	OH/GSM	6710-0600	GSM communicator 230 V 50/60 Hz.
	OH/ANT	6790-0700	Optional antenna for OH/GSM.
	OH/B008	6790-0600	Rechargeable battery for OH/GSM.
	NH-C1D	6790-0100	BPT bus cable, Twisted-pair cable, 750 V isolation cable C.
	MH/SW	6790-0900	Electric automation system software configuration.

BURGLAR ALARM

brahms

FOR THE CODES RELATIVE TO THE BURGLAR ALARM SECTION, CONSULT WWW.BRAHMSSELETRONICA.IT OR THE BRAHMS GENERAL CATALOGUE.

VIDEO ENTRY SYSTEM

X1

FOR THE CODES RELATIVE TO THE VIDEO ENTRY SYSTEM SECTION, CONSULT WWW.BPT.IT OR THE BPT GENERAL CATALOGUE.

The equipment shown in this catalogue are all for civilian use. On request **Bpt** can supply equipment suitable for mains and frequency differences to those listed in this catalogue.

Bpt reserves the rights to change the specifications of the equipment without notice.

WWW.BPT.IT



BPT SpA
Via Roma, 41
30020 Cinto Caomaggiore
Venezia - Italy
Tel +39 0421/241241
Fax +39 0421/241053

Legal headquarters:
Via Stazione, 26
33079 Sesto al Reghena
Pordenone - Italy
info@bpt.it

